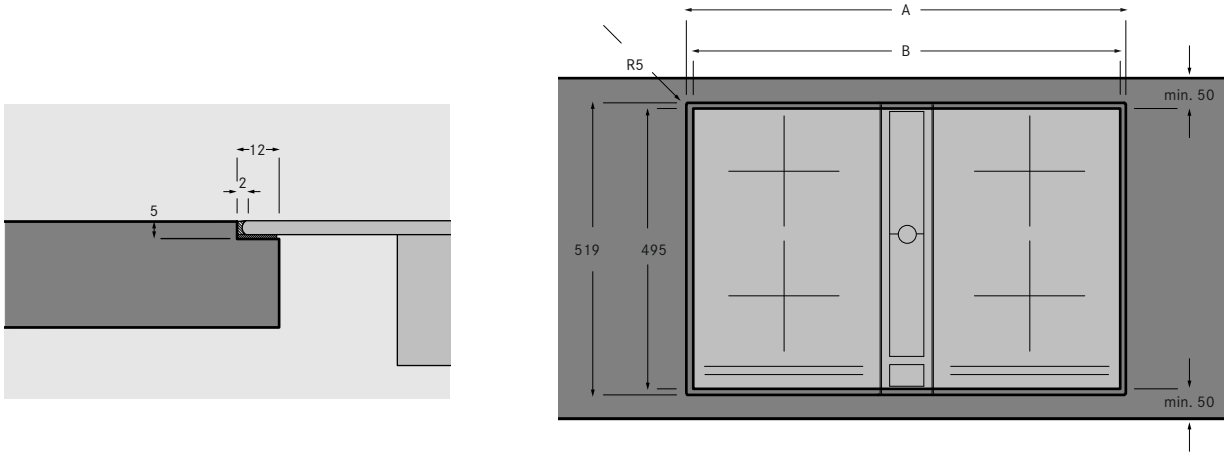








# Cut-out dimensions

BORA Classic – assembly flush with the surrounding surfaces

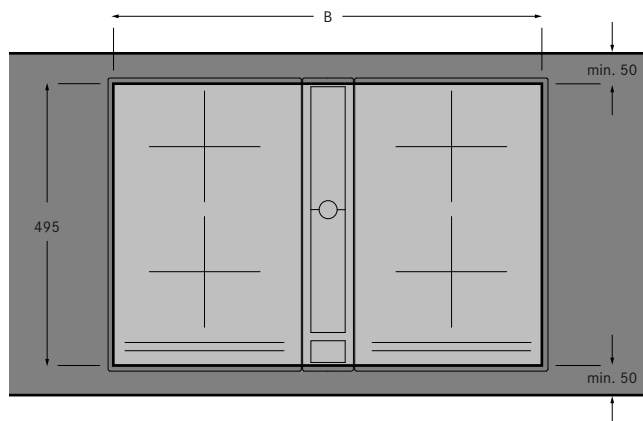
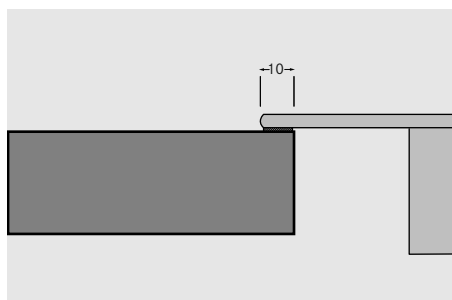




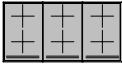



cooktops / cooktop extractor		A/B in mm
	1 / 0	344 / 320
	2 / 0	685 / 661
	3 / 0	1026 / 1002
	2 / 1	776 / 752
	3 / 2	1208 / 1184
	4 / 2	1549 / 1525

There should be one millimeter of space between each of the built-in units.

With regards to the suitability of the countertop, the instructions from the manufacturer of the countertop must be adhered to. For example, countertop cut-outs must be sealed against moisture with suitable means.

## BORA Classic – surface-mounted assembly



cooktops / cooktop extractor		B in mm
	1 / 0	320
	2 / 0	661
	3 / 0	1002
	2 / 1	752
	3 / 2	1184
	4 / 2	1525

There should be one millimeter of space between each of the built-in units.

With regards to the suitability of the countertop, the instructions from the manufacturer of the countertop must be adhered to. For example, countertop cut-outs must be sealed against moisture with suitable means.